


# South Somerset District Council



## Summary of Accounts 2009/10



**A simplified picture of the Council's 2009/10  
Statement of Accounts**

**We would welcome any comments  
you have on the Summary of  
Accounts. Please call the number  
below or email  
[accountancy@southsomerset.gov.uk](mailto:accountancy@southsomerset.gov.uk)**



**2007-2008**  
*Neighbourhood and  
Community Champions:  
The Role of Elected Members*

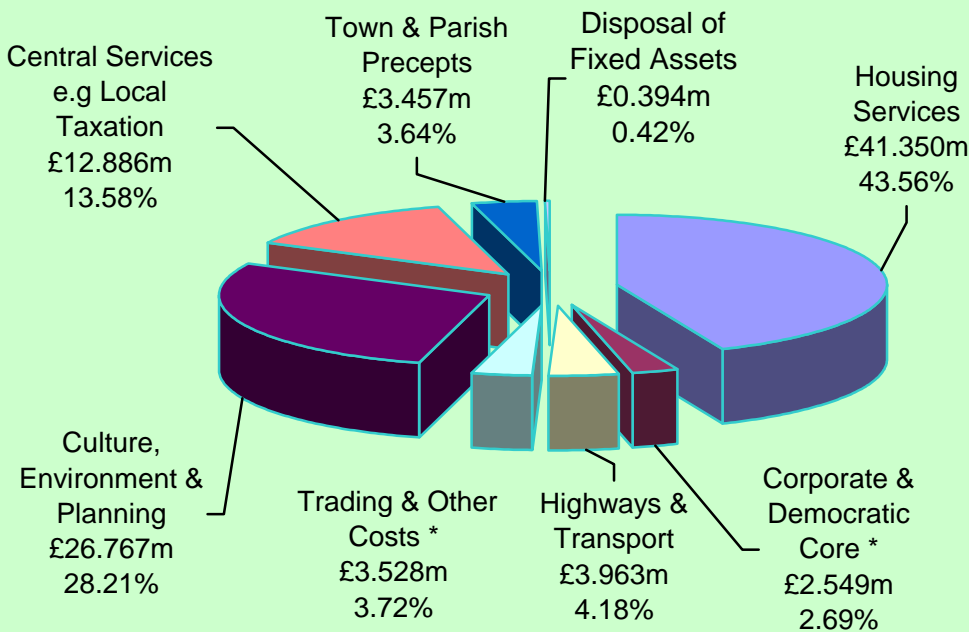
**2006-2007**  
*Improving Rural Services  
Empowering Communities*

**2005-2006**  
*Getting Closer to Communities*

**A full copy of the Council's 2009/10 accounts is available on  
request or from the Council's website –  
[www.southsomerset.gov.uk](http://www.southsomerset.gov.uk). Please telephone 01935 462462  
if you wish to be sent a copy.**

## Where the money goes:

### Where do we spend the money:



We spent **£94.894 million** on running services. These costs are included in our revenue account, which shows the costs incurred between 1<sup>st</sup> April 2009 and 31<sup>st</sup> March 2010 and is summarised in the adjacent chart.

The revenue costs are those associated with the day-to-day spending of the Council e.g. staff salaries, buildings maintenance and electricity. This is different to capital costs, which are detailed on the next page.

NOTES: \*Corporate and Democratic Core includes the costs of the activities of Members in their democratic role and of providing the infrastructure to provide Council services.

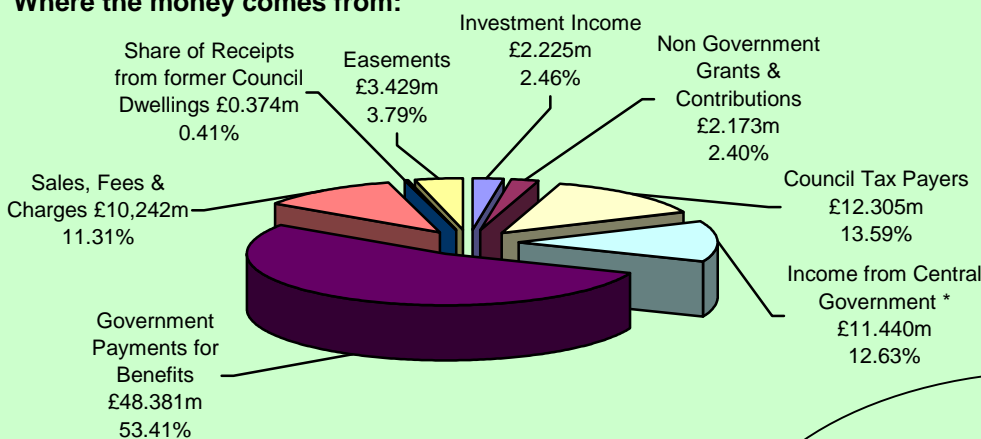
\* Other Costs includes the costs of pensions, interest payable and costs not directly associated to a particular service.

Housing Subsidy – We paid out £45.936 million, but received £46.165 million, from Central Government.

## Where the money comes from:

The chart below shows where South Somerset District Council obtained its gross income of **£90.569 million** from during 2009/10.

### Where the money comes from:



\* Income from Central Government comprises general grants paid by the Government to local authorities as a contribution towards the overall cost of running their services (including their share of the redistributed Business Rates).

Deducting the income of £90.569 million from the expenditure of £94.894 million leaves a net deficit of **£4.325 million**, of which £5.252 million relates to technical accounting entries such as pensions (where SSDC are required to make a charge against council tax based on pensions payable in the year, rather than when the benefits are earned by employees). The net surplus of £0.927 million was added to general fund balances.

The rate of Business Rates per property is set by Central Government. SSDC collect this from local businesses on the Government's behalf and pay it over to them. It is then redistributed by the Government across the country based on the adult population.

## Day to day spending

## Capital Expenditure:

Capital Expenditure is long term investments made by the Council on upgrading and improving assets such as buildings and purchasing vehicles. The following table outlines the capital expenditure incurred during 2009/10:

Type	Description	2009/10 Actual £'000
<b>Finance &amp; Corporate Services</b>	Information technology systems	86
	Other council-wide projects	213
		<b>299</b>
<b>Place &amp; Performance</b>	Economic development project	13
	Performance management system	25
		<b>38</b>
<b>Economy</b>	Ropewalk, West Coker	85
	Wind Turbine at Business Innovation Centre, Yeovil	33
	Acquisition and refurbishment of gypsy sites	184
	Affordable housing	572
		<b>874</b>
<b>Communities</b>	Village Hall Grants	141
	Reckleford Gyratory (Eastern Gateway)	1,328
	Local Delivery Vehicle (linked to Yeovil Vision)	66
	Environmental improvements Princess Street	45
	Feasibility Fees and minor projects	76
	Addressing Health Inequalities	89
	Grant to Martock Parish Council for Play Area	71
	Market Towns Visions	62
	Area committee projects	252
		<b>2,130</b>
<b>Environment</b>	Disabled Facilities Grants	720
	Empty property grants & home repairs assistance	169
	Loan Scheme for Somerset	185
	Car Parks resurfacing and enhancements	107
	Birchfield Sewer Pollution works	225
	Enhancements to Council buildings	373
	Public Toilets in Peter Street	110
	Burial projects	112
	Other environmental projects	121
<b>Health &amp; Well-being</b>	Infrastructure & Park Homes at gypsy sites	160
	Octagon Health & Safety enhancement works	75
	Community Play Schemes	77
	Grants for Parishes with Play Areas	138
	Yeovil Vision Flagship Playspace	285
	Sports Grants and projects	67
		<b>802</b>
	<b>Total Capital spend in 2009/10</b>	<b>6,265</b>

## Capital spending

# What are we worth?

## What the Council owns and is owed: (Items in brackets represent Council liabilities)

At the end of the year we draw up a balance sheet that shows how much SSDC's land and buildings are worth, what is owed to others, what others owe us and how much cash we have.

<b>Net Assets</b>	<b>31 March 2010 £'000</b>
Buildings, Land and Equipment owned by the Council	51,172
Stock	134
Cash in Bank and Investments	39,159
Money owed to the Council	7,363
Money owed by the Council	(15,793)
Money owed by the Council relating to pension scheme	(65,726)
<b>Total Assets less total Liabilities</b>	<b>16,309</b>

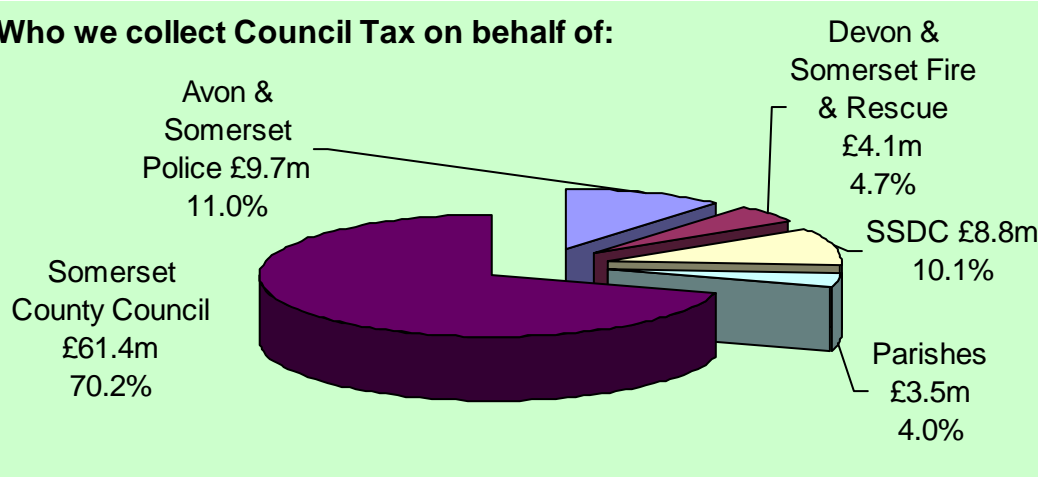
<b>What SSDC is worth:</b>	<b>31 March 2010 £'000</b>
General reserves	3,605
Earmarked reserves	3,588
Capital financing reserves	74,842
Pensions reserve	(65,726)
<b>Total Reserves and Balances</b>	<b>16,309</b>

## Council Tax Facts and Figures:

<b>Description</b>	<b>2008/09</b>	<b>2009/10</b>
Population of South Somerset	159,953	161,102
Collection of Council Tax in year	98.22%	97.93%
Value of Direct Debits	£57.579 m	£59,789 m
% Collected by Direct Debit	74.82%	75.84%

As a precepting (billing) authority we have to collect Council Tax on behalf of Somerset County Council, Avon & Somerset Police, Devon & Somerset Fire & Rescue and the Parish Councils within our district. The most economical way of collecting this is by Direct Debit.

### Who we collect Council Tax on behalf of:



### Statement from Assistant Director, Finance & Corporate Services

The Council's Statement of Accounts has been prepared in accordance with the Accounting Code of Practice and has received an unqualified opinion. The figures in this summary were compiled having regard to proper accounting practices.